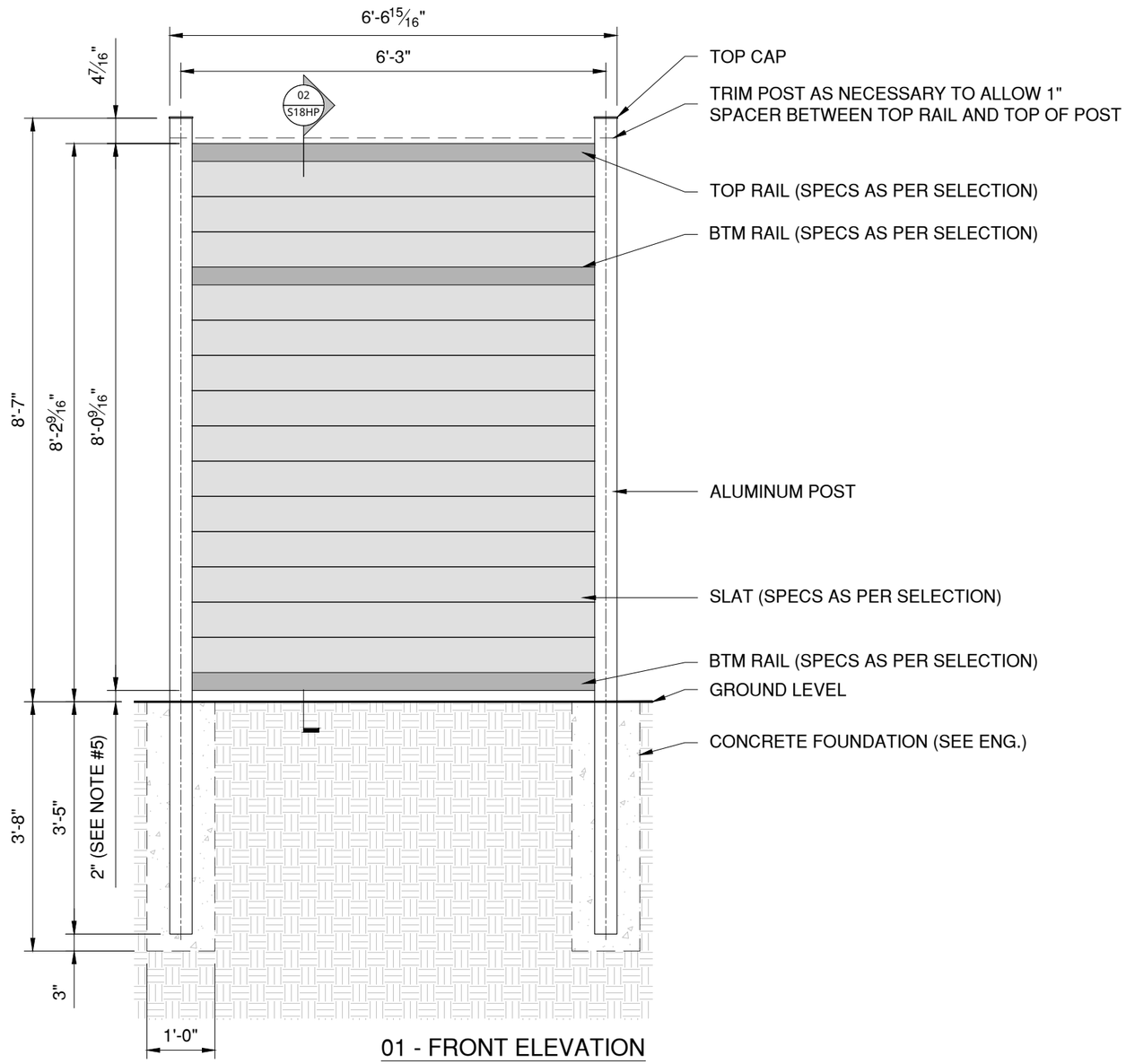

01 - FRONT ELEVATION

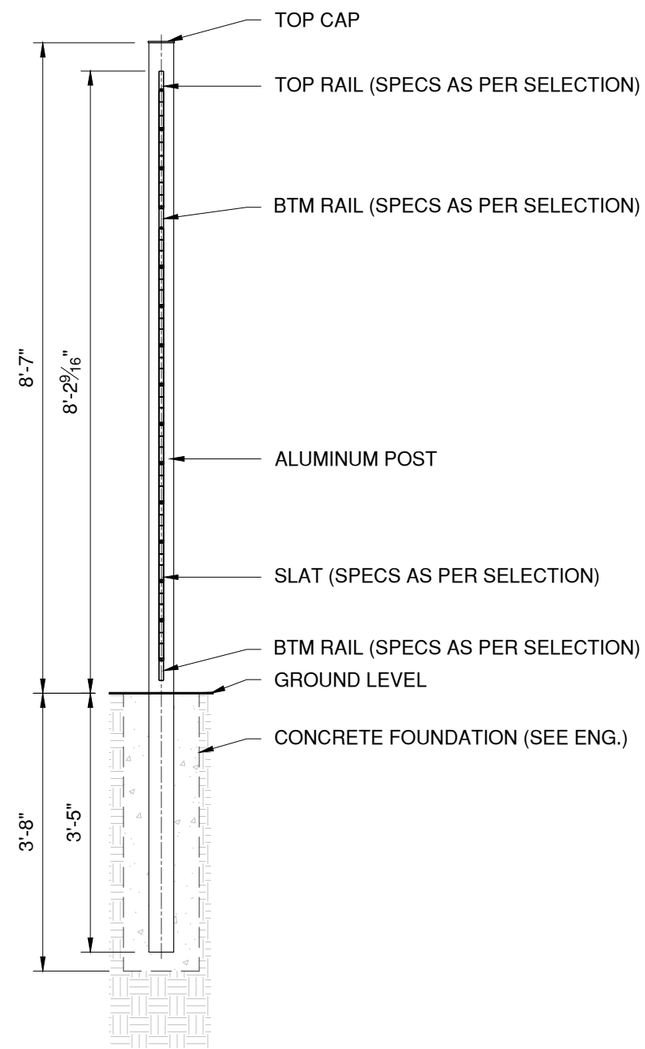

02 - SECTION

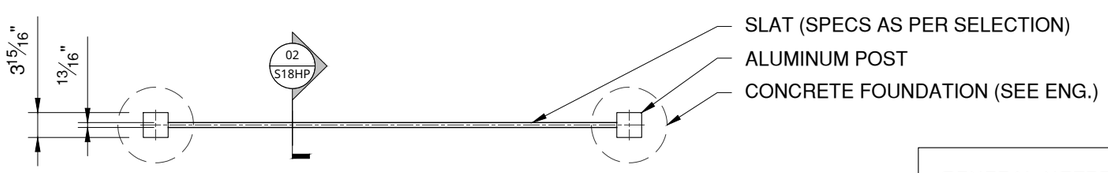

03 - PLAN VIEW

GENERAL NOTES:

1. VERIFY IN FIELD DIMENSIONS BEFORE INSTALLATION.
2. SEE SELECTIONS FOR MATERIALS AND COLOR SPECIFICATIONS.
3. VERIFY MEASUREMENTS BEFORE CUTTING SLATS AND POSTS.
4. VERIFY THE CONCRETE FOOTING FOR POSTS WITH ENGINEERING BEFORE COMMENCING WORK.
5. 2" GROUND CLEARANCE w/ ± FIELD TOLERANCE FROM TOP OF FOOTING TO GROUND LEVEL, ALLOWING THE FENCE TO START CLOSER TO GRADE IF REQ'D.

GWF®
GREENWOOD FENCE INC.
888-24FENCE
1770 CORTLAND CT,
ADDISON, IL 60101

ISSUED FOR:

Product:
Classic Privacy Deluxe
Frame Material: Aluminum Alloy 6063 T5
Frame Color: Matte Black
Insert Material: As Per Selection
Insert Color: As Per Selection
Height: 8'

Date:	Designer:
4/10/26	CDR
Sheet:	Reviewer:
11 x 17	CDR

Dwg No:
CGWF403-CD-B8

Scale:
1/2" = 1'-0"

S18HP

COPYRIGHT © 2026 ALL RIGHTS RESERVED.